

Model	OPA 450RLTFPQ-S1
Configuration	Horizontal Supply Air
Item No. (Standard / Opposite Hand)	876-045-701 / 876-045-710
Unit c/w Fresh Air Cowl (OPA 450RLTFPQ-C)	878-045-701 / 878-045-710
Configuration	Downward Supply Air
Item No. (Standard / Opposite Hand)	876-045-723 / 876-045-732
Unit c/w Fresh Air Cowl (OPA 450RLTFPQ-C)	878-045-723 / 878-045-732
Cooling capacity (net) ¹	43.3 kW
Cooling capacity range (gross)	18.2 ~ 52.4 kW
Heating capacity ¹	44.4 kW
Heating capacity range	16.5 ~ 54.5 kW
Electrical input - cooling	14.5 kW
Electrical input - heating	14.2 kW
EER / AEER (cooling) ¹	2.99 / 2.98
COP / ACOP (heating) ¹	3.14 / 3.13
Unit Controller	UC8
Refrigerant	R32
Refrigerant Charge	10.5 kg
Minimum floor area (@2.4m below ceiling diffuser)	58.6 m ²
Compressor oil type	POE-46 (NXG5020 or equivalent)
Compressor type	inverter scroll
Power supply ²	3 ph. 400 V ac 50 Hz + N + E
Compressor (3ph.) run amps ¹	19.5 A/ph. (x2)
Compressor + VSD circuit breaker	50 A
Indoor fan motor size	EC plug 500 dia. 3.58kW
Nominal air flow ¹	2 200 l/s
Indoor fan motor (3ph.) - full load	5.5 A/ph.
Outdoor fan motor (3ph.) - full load	4.2 A/ph.
Outdoor fan type	EC axial
Outdoor fan max. static pressure @ 5 500 l/s	125 Pa
Control circuit breaker (internal)	2 A
Auxiliary power outlet (1ph.) overload setting	10 A
Running amps (total system) ¹	24 / 22 / 24 A
Max. running amps (total system)	40 A/ph.
RCD type recommended	type B, 30mA, 3 pole
Net weight	643 kg
Shipping Weight	708 kg
Net Weight c/w Fresh Air Cowl option	652 kg

Accessories:

Filters - rated EU4/G4 disposable	019-400-004 500x500x50 (x4) ³
Filters - rated EU4/G4 washable	019-000-033 500x500x50 (x4) ³
Drain tundish (set of 2)	060-000-653

Optional Controls:

Climate Touch CTC-1 Room temp. controller	201-000-792
TZT-100 Room temperature controller	201-000-350

Refer to temperzone for other options.

¹ Tested in accordance with AS/NZS 3823

² Voltage range: 380-440V

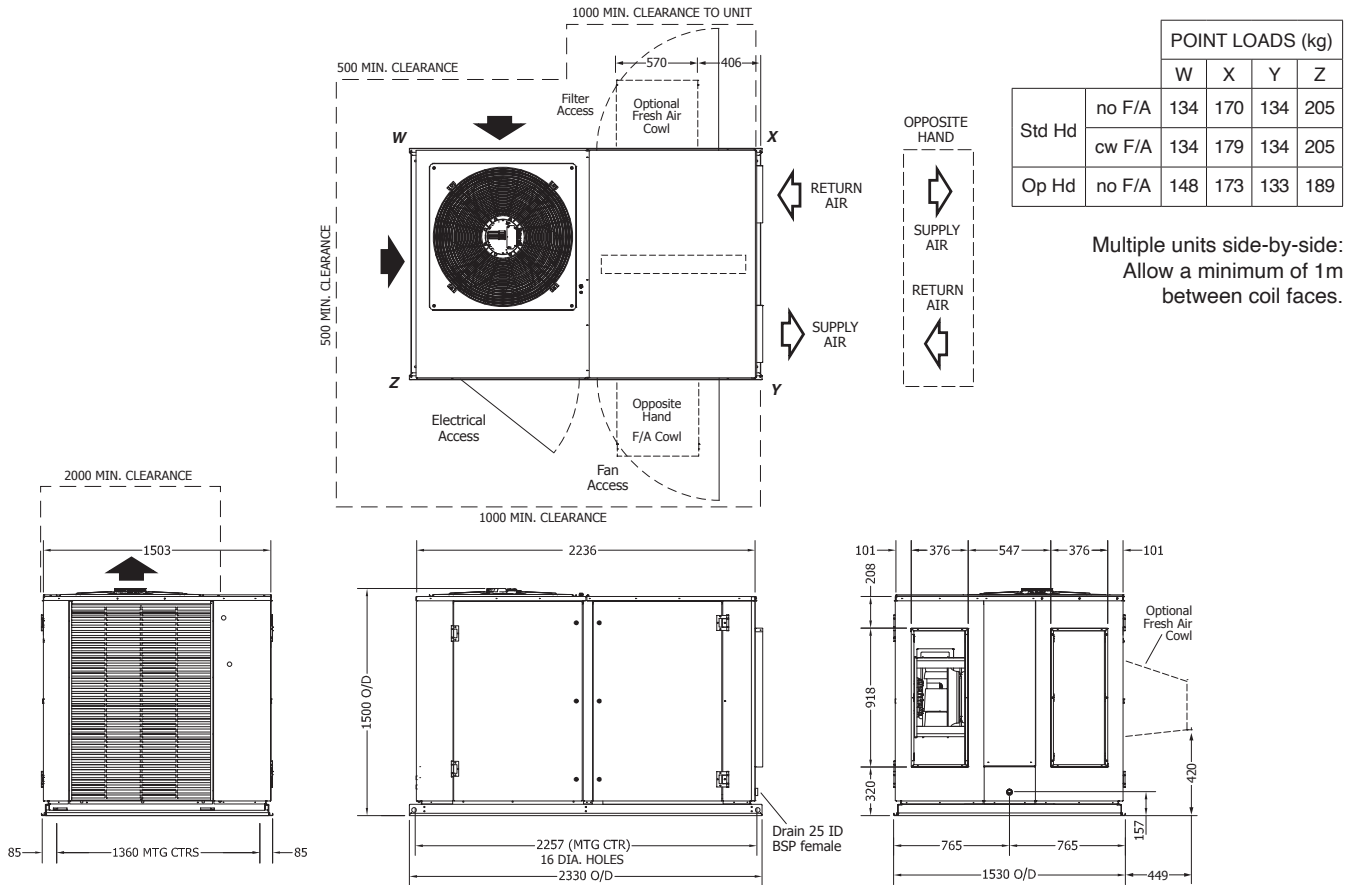
³ Filter sizes are nominal; refer to Temperzone for actual measurements.

DIMENSIONS (mm)

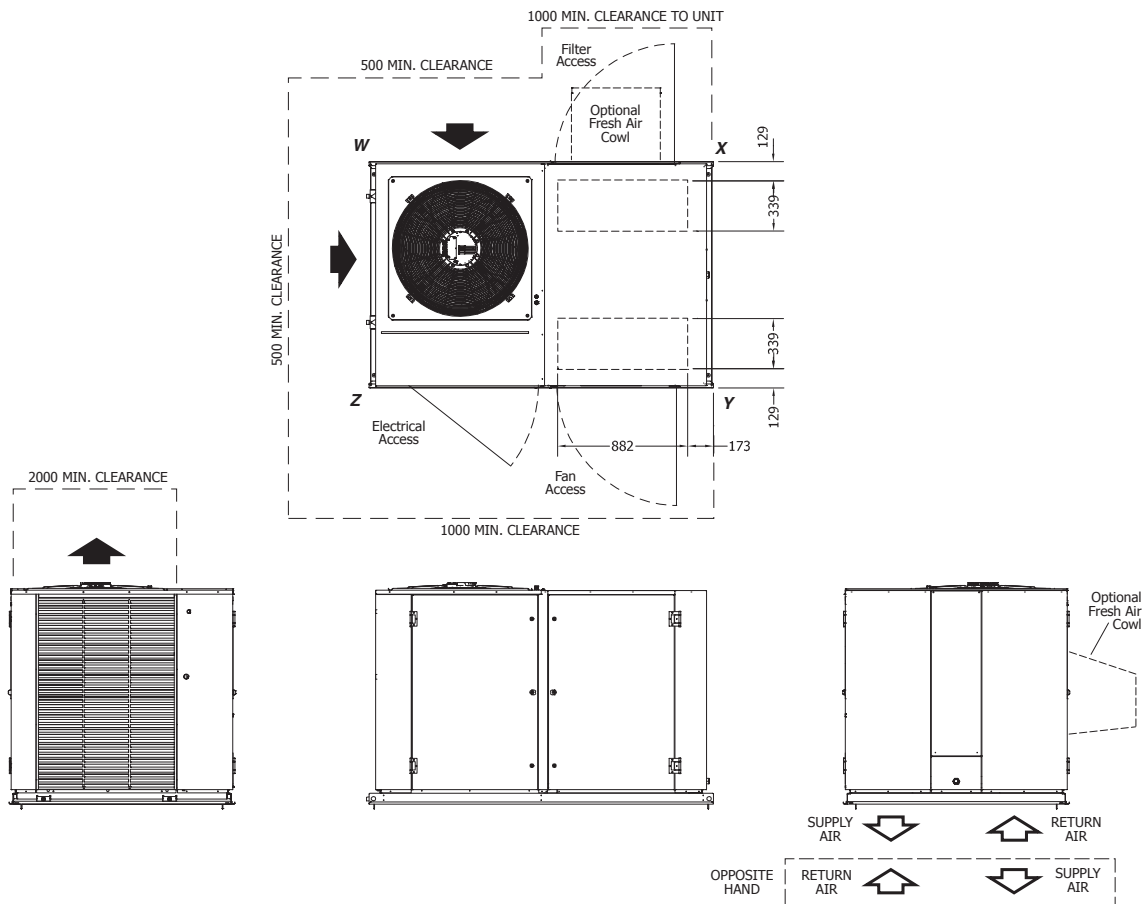


Not to Scale

OPA 450RLTFP01(-C) Standard Hand, Horizontal Supply

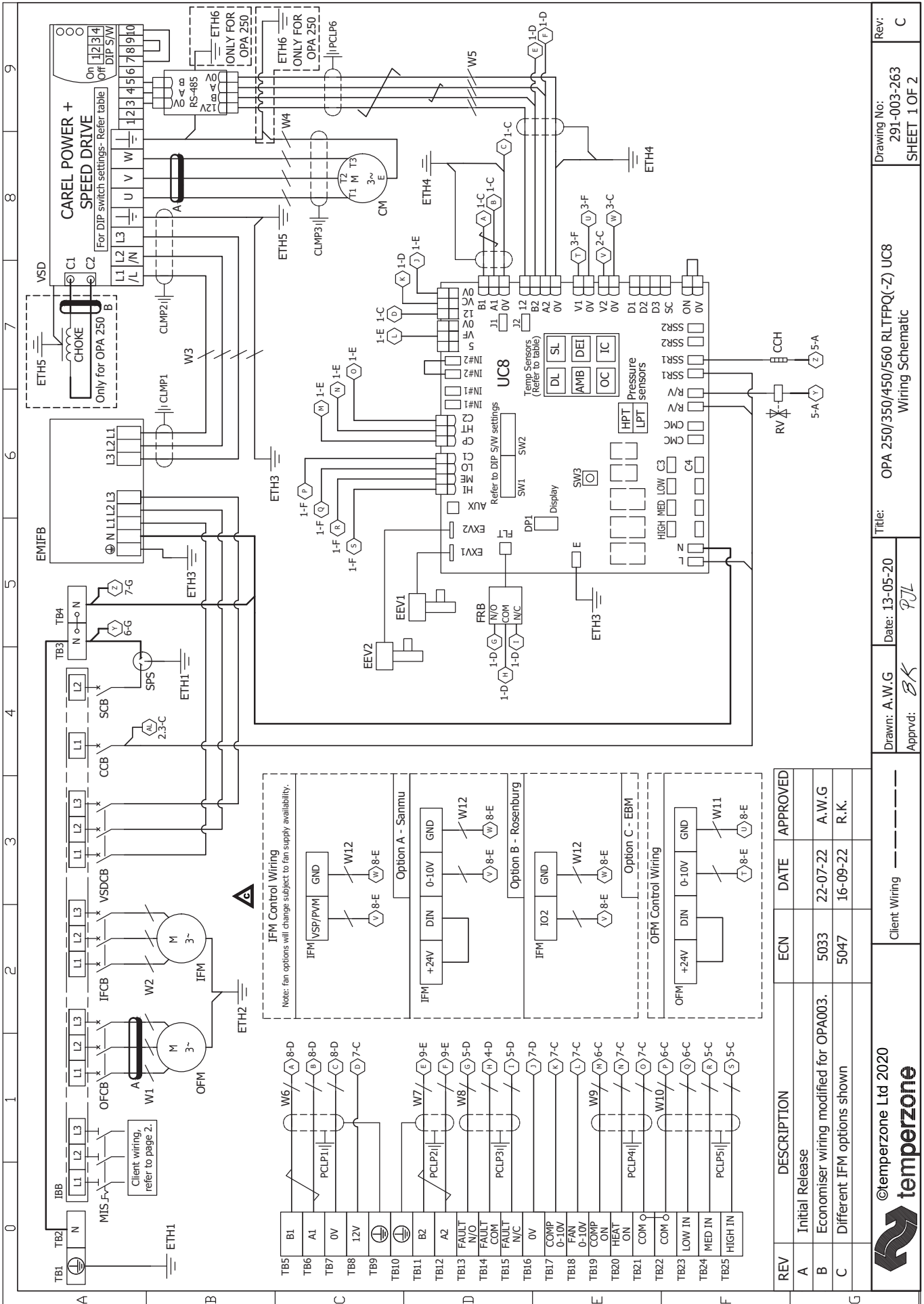


OPA 450RLTFP23(-C) Standard Hand, Downward Supply



NOTE

Specifications are subject to change without notice due to the manufacturer's ongoing research and development programme.



REV	DESCRIPTION	ECN	DATE	APPROVED
A	Initial Release			
B	Economiser wiring modified for OPA003.	5033	22-07-22	A.W.G
C	Different IFM options shown	5047	16-09-22	R.K.

©temperzone Ltd 2020

Drawn: A.W.G	Date: 13-05-20	Client Wiring
Approved: BK	PJL	

Title: OPA 250/350/450/560 RLTFPQ(-Z) UC8
 Wiring Schematic

Drawing No: 291-003-263
 SHEET 1 OF 2
 Rev: C

