


HITACHI

HEAT PUMPS

Consumer Guide

Split System: Wall Mounted Inverter Heat Pumps

Another
HITACHI
Day



Another Hitachi Day

Imagine choosing your perfect day then instantly creating it in the comfort of your own home. With Hitachi heat pumps you create your favourite season anytime, at the touch of a button. The choice is yours. Welcome to Another Hitachi Day.



Comfort All Year Round

There's nothing worse than having a cold house all winter long – waking up in the morning to freezing temperatures, cold surroundings and damp air.

In summer, it can be hard to cool a stuffy house that's been shut up all day, or to be comfortable on humid evenings, when open windows can pose a security risk and invite insect problems.

Now, with an Hitachi wall mounted heat pump, you can control your everyday environment day and night, all year round.

Our heat pumps provide effective cooling at temperatures as high as 43°C outside, and out-perform other heating systems at temperatures as low as -10°C.



Energy Star

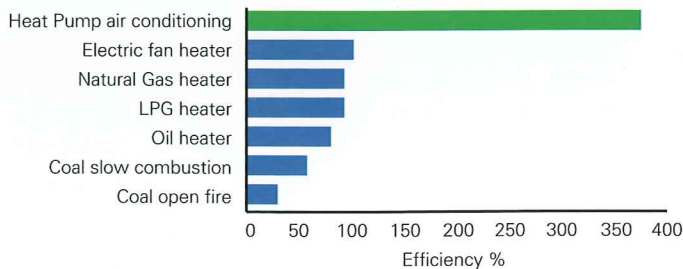


This logo is awarded to appliances that are among the most energy efficient on the market in their class at the time of testing. Only Energy Star models can qualify for a heat pump subsidy under EECA's 'Warm Up NZ' campaign.

(Refer back page Specifications table).

Save power, save money

Hitachi advanced technology leads in power efficiency. A measure of this efficiency is called the Coefficient Of Performance, or COP. Hitachi heat pumps have excellent COP. For every 1 kW of electricity used by our heat pumps, more than 3.5 kW of heating or 3 kW of cooling is delivered to your room. The Energy Efficiency graph below shows how effective our heat pumps are compared to other heating methods.



Installing an Hitachi heat pump means no more heat going up the chimney, and no more cluttering up your home with a host of power hungry appliances. What is more, our heat pumps disperse warm or cool air throughout your room, unlike traditional radiators.

Enhance the value of your home

Hitachi modern air conditioning systems are compact, elegant, and unobtrusive. Each system comprises an indoor unit (wall mounted) and an outdoor unit (located near the house), sized to suit the area to be air conditioned. Select from a range of models all designed to blend in with your environment.



Outdoor: RAC-50YHA2 RAC-60YHA2



Indoor: RAS-50YHA2 RAS-60YHA2

Total Hitachi Comfort

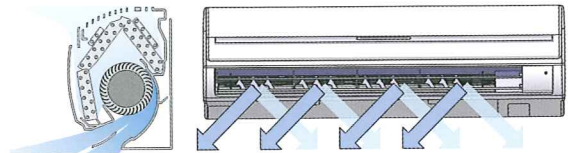
Totally Safe...

Even when you are not at home.

The unit sits high on the wall out of reach of children. There are no ugly electric cords on the floor to trip over, no flammable fluids, no fumes and no dangerous hot elements.

High Energy Efficiency

The advanced design of the multi-dimensional Heat Exchanger allows for a wider air inlet path across the heat exchanger to optimise the heat exchange ratio.



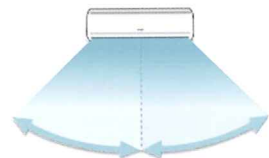
RAS-70/80-YHA2 type

Wall to Wall Comfort*

Selected Hitachi models have a two-way air flow system for efficient air distribution. The louvres not only move up and down automatically but also left and right. This action and the design of the directional air flow flap, which minimises air resistance, ensures the air is dispersed evenly to maintain the temperature throughout the whole room.




Parallel Swing



Symmetry Swing

Long Air Flow Reach*

The Twin Parallel and Symmetry Auto Swing maximises air flow. This means air can reach a comfortable room temperature more quickly.



Fuzzy Logic Control

The built in microcomputer takes account of previous and current conditions and sets the advanced activation timer to provide the optimum temperature. This control system automatically provides optimal cooling or heating operation by using a combination of indoor/outdoor sensors and room temperature settings, to adjust the room temperature quickly and efficiently.

Easy to Clean

The front panel on all Hitachi air conditioning units can be cleaned with a single wipe or detached for a complete wash.




*Applicable to RAS-70YHA2 and RAS-80YHA2 models



RAS-70YHA2 RAS-80YHA2



RAS-50YHA2 RAS-60YHA2


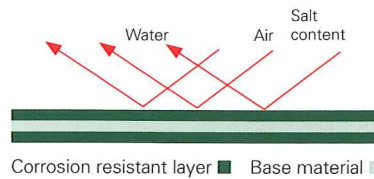


RAS-25YHA2 RAS-35YHA3

Outdoor Durability

With its special anti-corrosion "green" coating, the Green Fin Condenser lasts up to three times as long as standard types. This coating on the outdoor heat exchanger assures better performance and improves durability even in tough conditions such as those in coastal areas.

* Models RAS-25YHA2 and RAS-35YHA3 have a transparent anti-corrosion treatment applied.



Green anti-corrosion coating*

Low Starting Current and Auto Restart

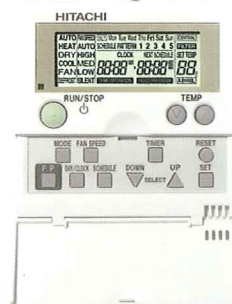
Hitachi DC Inverter technology uses a low starting current, to minimise power usage at start up. For convenience, Hitachi heat pumps are able to memorise the precise operation mode, air flow, temperature and timing settings. If there is a power cut, settings will automatically reset to the original operating mode once power is restored.

LCD Remote System Controllers

The handy infrared remote control allows you to accurately select the desired room temperature from the comfort of your armchair. All commands are shown clearly on the liquid crystal display. A smart system of one touch buttons can create the perfect environment with ease.



The new SPX-WKT1 Weekly Timer is available as an optional extra. Offering 5 different programs for each calendar day with start and end times and temperature control. Customise settings for "Weekly Program" or use the "Temporary Operation Mode". Choice of 5 fan settings: Auto/High/Medium/Low/Sleep.



SPX-WKT1 Weekly Timer - featuring remote functions

A Breath of Fresh Air



Nano Titanium Air Purifying Filter

Shuts out germs, bacteria and allergens.

Nano Titanium particles are minute particles that catch and neutralize bacteria, mould and odour molecules which are approximately 1,000 times larger.


The Air Purifying Filter uses both these incredibly small nano titanium particles and anti-bacterial Silver Agents to trap and eliminate microbes as well as neutralise allergens and remove harmful substances such as formaldehyde.



Nano Titanium Pre-Filter*

The pre-filter which covers the entire air inlet to stop dust and other particles from entering is also coated with nano titanium.

The two-stage action of nano titanium in both the pre-filter and the purifying filter ensures that bacteria and odours are removed from the air.



*Optional Nano Titanium on RAS-25/35.

Deactivation Effect

Sample: Escherichia coli.

Bacteria (sample Escherichia coli) is deactivated by 99% in 24 hours.

(Tested by SIRIM QAS International Sdn, Bhd. Report No: 2004KLO100).

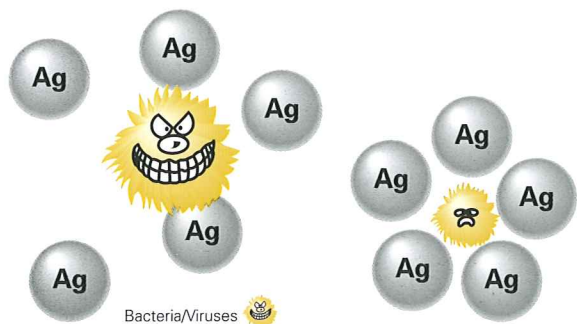


Silver Action

Silver Agents.

Silver agents are also included in the air purifying filter to efficiently catch and deactivate bacteria.

Using the action of the nano titanium catalyst which is 1/200 the size of regular antibacterial and silver agents, microbes are captured and effectively neutralised to provide a powerful deodorising effect.



Wall Mounted Single Split System Specifications

Model: Indoor Unit	RAS-25YHA2	RAS-35YHA3	RAS-50YHA2	RAS-60YHA2	RAS-70YHA2	RAS-80YHA2
Capacity*						
Cooling Capacity (kW)	2.5	3.5	5.0	6.0	7.0	8.0
Range (kW)	0.9 - 3.1	1.1 - 4.2	0.9 - 5.8	0.9 - 6.8	1.5 - 8.3	1.5 - 8.5
Heating Capacity (kW)	3.4	4.5	6.1	7.0	8.3	9.3
Range (kW)	0.9 - 4.4	1.1 - 5.6	0.9 - 6.8	0.9 - 7.5	1.5 - 9.7	1.5 - 9.7
Dehumidifying Capacity (l/h)	1.4	1.6	2.8	2.8	4.8	5.2
Efficiency						
Power Input kW (Cooling)	0.69	0.96	1.48	1.84	2.05	2.65
Power Input kW (Heating)	0.88	1.10	1.66	2.05	2.40	2.9
EER / AEER (Cooling)	3.62 / 3.37	3.65 / 3.61	3.38 / 3.31	3.26 / 3.14	3.41 / 3.30	3.02 / 3.04
COP / ACOP (Heating)	3.86 / 3.71	4.09 / 4.00	3.67 / 3.60	3.41 / 3.17	3.46 / 3.30	3.21 / 3.04
Star Rating Cool / Heat	★★ / ★★★	★★★ / ★★★	★★ / ★★★	★★ / ★★	★★ / ★★	★★ / ★★
ENERGY STAR®	Yes	Yes	Yes	-	Yes	Yes
Dimensions & weights						
Dimensions IU (H x W x D mm)	280 / 780 / 220	280 / 780 / 220	295 / 1030 / 207	295 / 1030 / 207	333 / 1150 / 245	333 / 1150 / 245
Weight IU (kg)	9.5	9.5	11	12	15	15
Dimensions OU (H x W x D mm)	505 / 700 / 258	548 / 750 / 288	650 / 850 / 298	650 / 850 / 298	800 / 850 / 298	800 / 850 / 298
Weight OU (kg)	27	36	45	45	52	52
Noise levels						
Sound Pressure Level IU dB(A) * (Hi / Med / Low / Sleep)	38 / 32 / 26 / 22	43 / 35 / 29 / 26	47 / 39 / 28 / 24	49 / 41 / 32 / 29	47 / 42 / 33 / 30	48 / 43 / 40 / 36
Sound Pressure Level OU (dB) Cool / Heat	46 / 49	46 / 49	50 / 52	50 / 51	51 / 52	55 / 55
Features						
Nano Titanium Air Purifying Filter	Yes	Yes	Yes	Yes	Yes	Yes
Nano Titanium Pre-Filter	Optional	Optional	Yes	Yes	Yes	Yes
Anti Corrosion Fin (O/U Coil)	Transparent	Transparent	Green	Green	Green	Green
Indoor Fan - Anti-Bacterial Coating	Yes	Yes	Yes	Yes	Yes	Yes
Multi-Directional Air Flow	-	-	-	-	Yes	Yes
Weekly Timer SPX-WKT1	Optional	Optional	Optional	Optional	Optional	Optional

Range of operation: Cooling -10°C to 43°C, Heating -15°C to 21°C. * AS/NZ3823.2 † Japanese Industry Standard. Refrigerant: R410A.

Note: Materials and specifications subject to change without prior notice due to the manufacturer's ongoing research and development programme.



Peace of Mind

Temperzone Ltd distributes Hitachi heat pumps throughout New Zealand.

Hitachi heat pumps from temperzone have a 6 year warranty on parts and labour.

It's a comfort to know that this warranty is backed by Temperzone Ltd, the largest air conditioning manufacturer and exporter in Australasia: founded, owned and operated by New Zealanders since 1956.

Easy Installation

Your temperature problems can be solved in a matter of hours. Call us today for your no obligation on site inspection and quote.



Six year warranty



Energy Efficient



Quiet and Discreet



Convenient comfort control



'Hitachi ticks all the boxes'

Your local Hitachi dealer: