

Ducted Split System Air Conditioners

Product Review ISD-K Series



Extra Long Life
Epoxy Coated Outdoor Coil

Nominal Cooling Capacity
5.2 – 95 kW



Now Including



ISD-K SERIES - DUCTED SPLIT SYSTEM AIR CONDITIONERS

GENERAL

The ISD-K Indoor Units, together with their associated OSA-RK Outdoor Units, have been conceived from the start as reverse cycle (heat pump) split systems – designed to be efficient both when heating and cooling.

TEMPERZONE LIMITED

temperzone is one of Australasia's largest manufacturers of reverse cycle split system air conditioners. The company has been supplying units to the residential, commercial and industrial markets for over 40 years. Manufacturing facilities are located in New Zealand and Australia.

temperzone's mission is to provide the most competitively priced, reliable and efficient air conditioning equipment available to the international market.

APPLICATIONS

Ducted split systems are unobtrusive, quiet, and designed to provide year round comfort – warming in Winter and cooling in Summer. **temperzone**'s wide product range offers a unit of performance capacity to suit small to large split system air conditioner applications, e.g. homes, apartments, offices, shops, restaurants, motels, hotels, open plan office and work spaces, supermarkets, shopping malls and auditoriums.

temperzone ducted systems are particularly suitable for rooms with suspended tile ceilings. Not only is valuable wall space preserved, but also the conditioned air can be ducted to the parts of the room where it is most needed.

ISD units are suited to applications where large volume spaces are to be air conditioned. Medium to long pipe and duct runs are possible enabling greater installation flexibility.

A low profile version of the ISD, named ISDL, is available for applications where ceiling space is limited and only short duct lengths are required, e.g. apartments, hotel rooms. These units are small, lightweight, very quiet and easy to install.

This range of units have been developed to meet the needs of typical applications. Should you have special requirements, such as higher air flows, heating in low/high ambients, or greater sensible duty units contact your nearest **temperzone** representative. **temperzone** engineers have extensive experience in designing air conditioning equipment for specific applications.

FEATURES

Refrigerant R410A. Each complete system uses refrigerant R410A which is deemed to have zero ozone depletion potential, and is supplied precharged for a 10 m line length (systems up to 27 kW).

Digital Scroll Compressor. 'Digital' systems include a digital scroll compressor, plus a conventional scroll compressor on twin systems. Each digital model/version provides a variable capacity ability that enables closer control of room temperature. This is achieved by avoiding on/off cycling of the compressor. These compressors have proven very reliable because of their design simplicity. Electrical harmonic noise is very low.

Efficient. These reverse cycle (heat pump) air conditioners provide one of the most efficient forms of heating you can invest in. For every 1 kW of power consumed, up to 3 kW of heat is generated. Each outdoor unit incorporates high efficiency scroll or rotary compressor/s. Heat exchange coils use inner grooved (rifled) tube for better heat transfer.

Economical. Some ISD/OSA systems (refer table) have two independent refrigeration circuits to provide the flexibility and economy of two stage operation, i.e. utilising one or two circuits as conditions vary, plus the advantage of staggered starting.

Performance. These systems have been designed and tested to perform in ambient conditions as low as -5°C and as high as 46°C . Multi-speed fan motors are used to match the supply air requirements. The larger indoor units have belt driven fans for even finer tuning.

Quiet. Most models have their compressor/s isolated in built-in, insulated compartments to minimise noise. The indoor units are insulated for noise attenuation.

Slimline. The compact upright design of most of the smaller outdoor units requires only a 100 mm gap on the coil side where installation is against a wall. Their slimline cabinet is particularly practical where there is restricted space, e.g. side access pathways, balconies, narrow ledges, etc.

Durable. **temperzone** split systems are built tough to withstand all weathers. Their durable construction ensures a long life and excellent return on your investment.

The outdoor coil's aluminium fins are epoxy coated for extra protection in corrosive environments, e.g. salt laden sea air. Outdoor unit cabinets are constructed from high grade galvanised steel (not plastic) - polyester powder coated (grey) for all weather protection. External fasteners are stainless steel. Indoor unit cabinets are constructed from high grade galvanised steel and also include corrosion resistant drain trays.

Service Access. Most indoor units have built-in drain trays that can be removed for ease of cleaning and service accessibility.

Insulation. Indoor unit cabinets are generously insulated to reduce condensation and contain noise.

Self Diagnostics. Outdoor Units include a controller (OUC) that has a display of LEDs to indicate faults and running conditions. A general fault indicator is included for interface to external systems.

Safety. The refrigeration systems includes a number of protection facilities, including: HP and loss of refrigerant indication, anti rapid cycle timers, frost protection, circuit breaker control circuits, electronic de-ice switch, crankcase heaters and 24 V control (larger systems). An externally attached safety drain tray is available for clients who require added peace of mind re condensate drainage.

User Friendly. ISD/L non-digital models up to 27 kW can be supplied with a **temperzone** SAT Controller. This controller has been designed to maintain a high level of comfort for room occupants. Emphasis has been placed on providing controls that are easy to use — despite the sophisticated microprocessor system that runs it. Use of the Auto and Timer function settings allows you to "set it and forget it".

Peace of Mind. The manufacturer operates a quality management system that conforms to AS/NZS ISO 9001:2001. **temperzone** products have been chosen, against worldwide competition, for use in some of the most exclusive projects — chosen because of their proven efficiency, durability, performance, reliability and value.

OPTIONS

- Filter box c/w washable polypropylene net filter (refer table)
- Pleated filters, 50mm thick, on belt drive indoor units
- Indoor unit spring mounting kit (ISDL 55K - ISD 460K excluding ISD299K)
- SAT Wall t/stat and safety drain tray on non-digital models up to 27kW
- Electric heater box for boost heat
- Soft starter (OSA 80–140RKS; standard on OSA 160RKS)
- Outdoor unit wall mounting brackets (OSA 55-182RK)
- TZ-701 Wall thermostat on models with 24V control

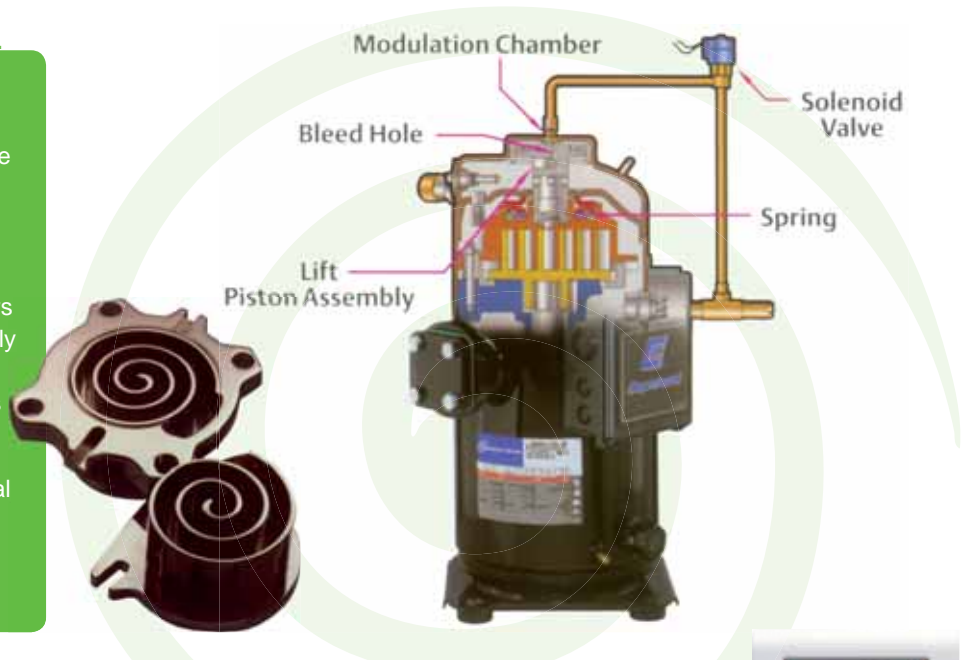
new diGital models!

SECRETS OF THE SCROLL

Introducing one of the first compressors to deliver a capacity range from 10% to 100% without the use of inverters.

Digital compressors ensure high efficiency through a unique feature termed axial compliance. This allows the fixed scroll to move incrementally in the axial direction to ensure that fixed and orbiting scrolls are always loaded together with optimal force.

With 70% fewer moving parts, digital compressors deliver enhanced performance with reliable and uncomplicated design.



Extended Capability. Digitals are particularly suitable for applications requiring full or high proportions of fresh air, VAV, close control and supply air temperature control.

User Friendly. Each 'digital' air conditioning system is supplied with a 'set and forget' TZT-701 Controller.



DIGITAL MODELS

Power Supply: 400 - 415 V a.c. 50Hz			Standard Profile				
Indoor Unit			ISD 175KGD	ISD 210KGD	ISD 298KBDG	ISD 299KBDG	ISD 430KBDG
Outdoor Unit			OSA 175RKTHG	OSA 210RKTGV	OSA 298RKTBG	OSA 298RKTBG	OSA 430RKTBG
Cooling Capacity *1	kW		16.6	21.5	31.0	31.0	43.4
E.E.R. (cooling)			2.80	3.05	3.05	3.08	3.12
Heating Capacity *2 (Rev. Cycle versions)	kW		16.2	20.1	30.9	31.0	41.2
Indoor Air Flow (nominal)	l/s		1000	1200	1570	1620	2440
Sound Pressure Level (Indoor/Outdoor) *3	dB(A)		59 / 52	59 / 52	74 / 76	85 / 76	65 / 63
Maximum Vertical Separation	m		20	20	20	20	20
Maximum Standard Line Length	m		30	30	30	30	50
Maximum Extended Line Length (with extra protection)*4	m		60	60	60	60	60
Running Amps (Total System)	A/ph.		13 / 8 / 9	14 / 10 / 9	15 / 15 / 22	22 / 22 / 25	19 / 13 / 13
Dimensions (Indoor/ Outdoor)	Width	mm	1305 / 1125	1650 / 1210	1675 / 1460	1510 / 1460	1510 / 2235
	Height	mm	420 / 1120	570 / 1130	565 / 990	905 / 990	1020 / 1330
	Depth	mm	630 / 420	715 / 630	655 / 1180	1200 / 1180	1200 / 825
Recommended Pipe Sizes (Suction/Liquid)	mm dia		22 / 13	22 / 13	19 / 13 (x2)	19 / 13	22 / 13 (x2)
Weight (Indoor/Outdoor)	kg		54 / 137	108 / 152	116 / 285	215 / 285	245 / 377
Features *5			f g h p s w	f g h p s u w	c f g s u v w	b c g u w	b c g u v w

*5 Key to Features (also see notes page 6)

b – Belt drive indoor fan
c – 24 volt control
f – Filter box option
g – Digital compressor (single)

h – Heater box option
p – Precharged for 10 m line length
s – Indoor unit spring mounting kit option
u – Upward discharge outdoor air fans

v – Twin compressor system (twin circuit)
w – TZT-701 Controller supplied for digitals

Power Supply: 220—240 V a.c. 50 Hz			Low Profile Indoor Units					
Indoor Unit			ISDL 55K	ISDL 56K	ISDL 80K	ISDL 95K	ISDL 96K	ISDL 110K
Outdoor Unit			OSA 55RKSH	OSA 55RKSH	OSA 80RKSH	OSA 95RKSH	OSA 95RKSH	OSA 110RKSH
Cooling Capacity *1	kW		5.2	5.4	7.7	8.7	9.5	11.2
E.E.R. (cooling)			2.75	2.91	2.99	2.76	2.91	2.98
Heating Capacity *2 (Rev. Cycle versions)	kW		4.6	4.7	7.6	8.8	8.6	10.0
Indoor Air Flow (nominal)	l/s		270	280	340	400	500	500
Sound Pressure Level (Indoor/Outdoor) *3	dB(A)		45 / 47	50 / 47	50 / 48	47 / 50	49 / 50	49 / 50
Maximum Vertical Separation	m		12	12	16	16	16	16
Maximum Standard Line Length	m		30	30	30	30	30	30
Maximum Extended Line Length (with extra protection)*4	m		—	—	40	40	40	40
Running Amps (Total System)	A/ph.		8.4	11.5	11.5	13.4	16.4	16.3
Dimensions (Indoor/ Outdoor)	Width	mm	950 / 885	1040 / 885	1040 / 885	1235 / 1035	1430 / 1035	1430 / 1035
	Height	mm	260 / 665	260 / 665	260 / 665	260 / 665	260 / 665	260 / 765
	Depth	mm	780 / 380	780 / 380	780 / 380	780 / 400	780 / 400	780 / 400
Recommended Pipe Sizes (Suction/Liquid)	mm dia.		13 / 6	16 / 6	16 / 10	16 / 10	16 / 10	19 / 10
Weight (Indoor/Outdoor)	kg		28 / 73	30 / 73	30 / 78	33 / 85	42 / 86	42 / 88
Features *5			f h p s t	f h p s t	a f h p s t	a f h p s t	a f h p s t	a f h p s t

Power Supply: 220—240 V a.c. 50 Hz			Standard Profile Indoor Units					
Indoor Unit			ISD 80K	ISD 96K	ISD 110K	ISD 135K	ISD 160K	ISD 160K
Outdoor Unit			OSA 80RKSH	OSA 95RKSH	OSA 110RKSH	OSA 140RKSH	OSA 155RKSU	OSA 160RKSH
Cooling Capacity *1	kW		7.7	9.3	11.0	13.5	15.5	16.2
E.E.R. (cooling)			2.90	2.92	2.90	3.05	2.92	3.02
Heating Capacity *2 (Rev. Cycle versions)	kW		8.0	8.4	10.3	13.0	14.8	14.7
Indoor Air Flow (nominal)	l/s		460	500	560	780	800	800
Sound Pressure Level (Indoor/Outdoor) *3	dB(A)		56 / 48	59 / 50	59 / 50	64 / 51	62 / 52	62 / 54
Maximum Vertical Separation	m		16	16	16	20	20	20
Maximum Standard Line Length	m		30	30	30	30	30	30
Maximum Extended Line Length (with extra protection)*4	m		40	40	40	60	60	60
Running Amps (Total System)	A/ph.		12.0	16.5	16.7	20	25	25
Dimensions (Indoor/ Outdoor)	Width	mm	835 / 885	1050 / 1035	1050 / 1035	1140 / 1075	1140 / 1200	1140 / 1125
	Height	mm	420 / 665	420 / 665	420 / 765	420 / 865	420 / 975	420 / 970
	Depth	mm	650 / 380	650 / 400	650 / 400	630 / 420	630 / 630	630 / 420
Recommended Pipe Sizes (Suction/Liquid)	mm dia.		16 / 10	16 / 10	19 / 10	19 / 10	22 / 13	22 / 13
Weight (Indoor/Outdoor)	kg		36 / 78	40 / 85	40 / 88	50 / 116	50 / 141	50 / 133
Features *5			a f h p s t	a f h p s t	a f h p s t	a f h p s t	f h p s t u	f h p s t

*5 Key to Features (also see notes page 6)










- a – Soft starter option
- f – Filter box option
- h – Heater box option









- p – Precharged for 10 m line length
- s – Indoor unit spring mounting kit option
- t – Wall t/stat & safety drain tray option

- u – Upward discharge outdoor air fans

ISD-K SERIES - THREE PHASE SYSTEMS (NON-DIGITAL)



Power Supply: 400 - 415 V a.c. 50Hz			Low Profile	Standard Profile			
	Indoor Unit		ISDL 110K 	ISD 110K 	ISD 135K 	ISD 160K 	ISD 160K 
	Outdoor Unit		OSA 110RKTH 	OSA 110RKTH 	OSA 140RKTH 	OSA 155RKTV 	OSA 160RKTH 
Cooling Capacity *1	kW		11.2	11.0	13.5	15.5	16.2
E.E.R. (cooling)			2.98	2.9	3.05	2.92	3.04
Heating Capacity *2 (Rev. Cycle versions)	kW		10.0	10.3	13.0	14.8	14.7
Indoor Air Flow (nominal)	l/s		500	560	780	800	800
Sound Pressure Level (Indoor/Outdoor) *3	dB(A)		49 / 50	59 / 50	64 / 51	62 / 52	62 / 54
Maximum Vertical Separation	m		20	20	20	20	20
Maximum Standard Line Length	m		30	30	30	30	30
Maximum Extended Line Length (with extra protection)*4	m		40	40	60	60	60
Running Amps (Total System)	A/ph.		6.7 / 5.3 / 5.1	8.8 / 5.5 / 5.1	12.5 / 7 / 7	11.2 / 7.7 / 7.2	12 / 8 / 8
Dimensions (Indoor/ Outdoor)	Width	mm	1430 / 1035	1050 / 1035	1140 / 1075	1140 / 1200	1140 / 1125
	Height	mm	260 / 765	420 / 765	420 / 865	420 / 975	420 / 970
	Depth	mm	780 / 400	650 / 400	630 / 420	630 / 630	630 / 420
Recommended Pipe Sizes (Suction/Liquid)	mm dia		19 / 10	19 / 10	19 / 10	22 / 13	22 / 13
Weight (Indoor/Outdoor)	kg		42 / 88	40 / 88	50 / 116	50 / 141	50 / 133
Features *5			f h p s t	f h p s t	f h p s t	f h p s t u	f h p s t

Power Supply: 400 - 415 V a.c. 50Hz			Standard Profile			
	Indoor Unit		ISD 200K 	ISD 200K 	ISD 230K 	ISD 270K 
	Outdoor Unit		OSA 200RKTH 	OSA 200RKTV 	OSA 230RKTH 	OSA 270RKTH 
Cooling Capacity *1	kW		19.3	19.3	23.0	26.8
E.E.R. (cooling)			2.94	2.94	3.31	3.12
Heating Capacity *2 (Rev. Cycle versions)	kW		17.3	17.3	22.2	25.3
Indoor Air Flow (nominal)	l/s		1100	1100	1200	1440
Sound Pressure Level (Indoor/Outdoor) *3	dB(A)		66 / 52	66 / 54	66 / 54	64 / 54
Maximum Vertical Separation	m		20	20	20	20
Maximum Standard Line Length	m		30	30	30	30
Maximum Extended Line Length (with extra protection)*4	m		60	60	60	90
Running Amps (Total System)	A/ph.		14 / 9 / 8	14 / 8 / 8	16 / 11 / 11	18.5 / 13 / 13
Dimensions (Indoor/ Outdoor)	Width	mm	1495 / 1125	1495 / 1210	1655 / 1250	1665 / 1250
	Height	mm	420 / 1120	420 / 980	420 / 1380	555 / 1380
	Depth	mm	630 / 420	630 / 630	630 / 450	650 / 450
Recommended Pipe Sizes (Suction/Liquid)	mm dia.		22 / 13	22 / 13	22 / 13	28 / 13
Weight (Indoor/Outdoor)	kg		61 / 155	61 / 142	69 / 195	93 / 198
Features *5			f h p s t	f h p s t	f h p s t	f p s t

*5 Key to Features (also see notes page 6)

f – Filter box option
h – Heater box option

p – Precharged for 10 m line length
s – Indoor unit spring mounting kit option

t – Wall t/stat & safety drain tray option
u – Upward discharge outdoor air fans

ISD-K SERIES - THREE PHASE SYSTEMS (NON-DIGITAL)



Power Supply: 400 - 415 V a.c. 50Hz			Direct Drive				◀ Mid Range Models ▶		Belt Drive	
Indoor Unit			ISD 298KB	ISD 330K	ISD 405K	ISD 460K	ISD 299KB	ISD 331K	ISD 406K	
Outdoor Unit			OSA 298RKTB	OSA 330RKTV	OSA 405RKTV	OSA 460RKTV	OSA 298RKTB	OSA 330RKTV	OSA 405RKTV	
Cooling Capacity *1	kW		31.0	33.2	41.5	45.6	31.0	32.9	42.6	
E.E.R. (cooling)			3.05	3.14	2.90	2.80	3.06	3.07	3.08	
Heating Capacity *2 (Rev. Cycle versions)	kW		30.9	33.4	39.5	43.3	31.0	31.9	40.4	
Indoor Air Flow (nominal)	l/s		1570	1800	2350	2600	1620	1900	2350	
Sound Pressure Level (Indoor/Outdoor) *3	dB(A)		74 / 76	65 / 56	67 / 56	66 / 64	85 / 76	77 / 75	81 / 79	
Maximum Vertical Separation	m		20	20	20	20	20	20	20	
Maximum Standard Line Length	m		30	50	50	50	30	50	50	
Maximum Extended Line Length (with extra protection)*4	m		60	90	90	90	60	90	90	
Running Amps (Total System)	A/ph.		22 / 15 / 15	18 / 18 / 17	23 / 23 / 23	28 / 24 / 25	22 / 22 / 25	17 / 17 / 20	19 / 19 / 24	
Dimensions (Indoor/ Outdoor)	Width	mm	1675 / 1460	1540 / 1680	2000 / 1825	2000 / 2235	1510 / 1460	1510 / 1680	1510 / 2010	
	Height	mm	565 / 990	700 / 1195	700 / 1320	700 / 1330	905 / 990	905 / 1195	905 / 1320	
	Depth	mm	655 / 1180	715 / 825	745 / 765	745 / 825	1200 / 1180	1200 / 825	1200 / 765	
Recommended Pipe Sizes (Suction/Liquid)	mm dia.		19 / 13 (x2)	28 / 13	35 / 16	35 / 16	19 / 13 (x2)	28 / 13	35 / 16	
Weight (Indoor/Outdoor)	kg		116 / 285	131 / 256	181 / 302	190 / 331	215 / 285	220 / 260	225 / 301	
Features *5			c f s u v	c f s u	c f s u	c f s u	b c u v	b c u	b c u	

Power Supply: 400 - 415 V a.c. 50Hz			High Capacity Models c/w Belt Drive Indoor Fan						
Indoor Unit			ISD 430KB	ISD 461K	ISD 520KB	ISD 630KB	ISD 840KB	ISD 950KB	
Outdoor Unit			OSA 430RKTB	OSA 460RKTV	OSA 520RKTVB	OSA 630RKTVB	OSA 840RKTVB	OSA 950RKTVB	
Cooling Capacity *1	kW		43.4	45.9	52.5	62.7	84.7	94.9	
E.E.R. (cooling)			3.12	2.85	2.96	2.75	2.7	2.7	
Heating Capacity *2 (Rev. Cycle versions)	kW		41.2	44.1	52.2	61.9	79.8	90.1	
Indoor Air Flow (nominal)	l/s		2440	2600	2800	3250	4500	5000	
Sound Pressure Level (Indoor/Outdoor) *3	dB(A)		65 / 63	81 / 79	68 / 63	70 / 64	73 / 66	73 / 66	
Maximum Vertical Separation	m		20	20	20	20	20	20	
Maximum Standard Line Length	m		50	50	50	50	50	50	
Maximum Extended Line Length (with extra protection)*4	m		60	90	90	90	90	90	
Running Amps (Total System)	A/ph.		19 / 13 / 13	26 / 27 / 30	37 / 37 / 37	43 / 43 / 43	59 / 50 / 50	58 / 59 / 59	
Dimensions (Indoor/ Outdoor)	Width	mm	1510 / 2235	1510 / 2235	1670 / 1755	1670 / 1755	2220 / 2300	2220 / 2300	
	Height	mm	1020 / 1330	1020 / 1330	1005 / 1200	1005 / 1200	1210 / 1070	1210 / 1280	
	Depth	mm	1200 / 825	1200 / 825	1200 / 1510	1200 / 1510	1320 / 1680	1320 / 1680	
Recommended Pipe Sizes (Suction/Liquid)	mm dia.		22 / 13 (x2)	35 / 16	28 / 13 (x2)	28 / 13 (x2)	35 / 16 (x2)	35 / 16 (x2)	
Weight (Indoor/Outdoor)	kg		245 / 377	245 / 375	250 / 438	274 / 446	372 / 546	383 / 560	
Features *5			b c u v	b c u	b c u v	b c u v	b c u v	b c u v	

*5 Key to Features (also see notes page 6)

b – Belt drive indoor fan
c – 24 volt control

f – Filter box option
s – Indoor unit spring mounting kit option

u – Upward discharge outdoor air fans
v – Twin compressor system (twin circuit)

Notes

Capacities are for close coupled systems. Allowance must be made for for pipe length, pipe size and bends. Refer to separate Technical Data pamphlets for performance data under a range of conditions.

*1 Nominal Cooling Capacity at AS/NZS 3823 conditions: Indoor Entering Air Temperature 27°C D.B., 19°C W.B.; Outdoor Entering Air Temperature 35°C D.B.

*2 Nominal Heating Capacity at AS/NZS 3823 conditions: Indoor Entering Air Temperature 21°C D.B.; Outdoor Entering Air Temperature 7°C D.B., 6°C W.B.

*3 Indoor unit at 1 m from outlet of 1 m insulated duct (to JIS 8616); Outdoor unit at 3 m.

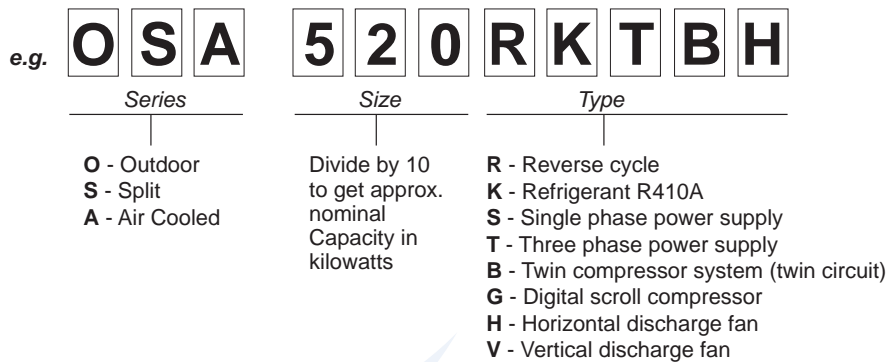
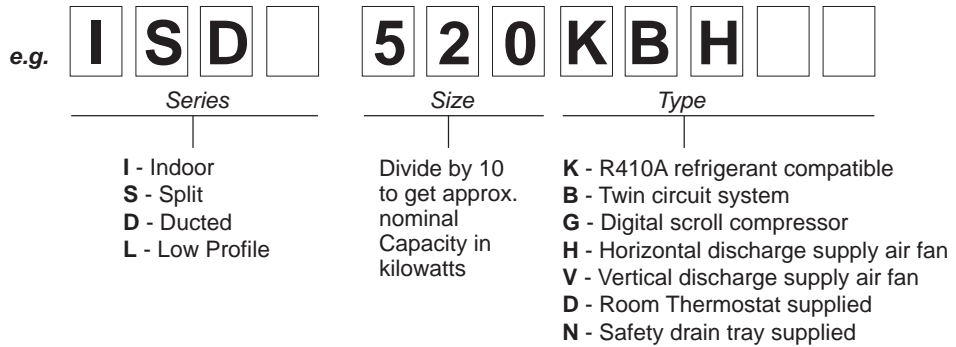
*4 Refer to the *Split Systems Installation Guide* published at www.temperzone.biz, or consult your nearest temperzone representative for extended line length requirements.

***5 Key to Features:**

- | | |
|---------------------------------|--|
| a – Soft starter option | p – Precharged for 10 m line length |
| b – Belt drive indoor fan | s – Indoor unit spring mounting kit option |
| c – 24 volt control | t – Wall t/stat & safety drain tray option |
| f – Filter box option | u – Upward discharge outdoor air fans |
| g – Digital compressor (single) | v – Twin compressor system (twin circuit) |
| h – Heater box option | w – TZT-701 Controller supplied for digitals |

Materials and specifications subject to change without notice due to the manufacturer’s ongoing research and development programme.

NOMENCLATURE



Optional SAT Wall Thermostat
for non-digital systems up to 27kW



OSA 520RKT
outdoor unit

ISD 520KBH
indoor unit



visit our website www.temperzone.biz

AUCKLAND

temperzone Ltd
38 Tidal Road, Mangere South,
Manukau 2022.
Private Bag 93303, Otahuhu,
Manukau 1640, N.Z.
Phone 0-9-279 5250
Fax 0-9-275 5637
Email sales@temperzone.co.nz

WELLINGTON

Phone 0-4-569 3262
Fax 0-4-566 6249

CHRISTCHURCH

Phone 0-3-379 3216
Fax 0-3-379 5956

SYDNEY

temperzone australia pty ltd
7A Bessemer Street,
PO Box 6448, Delivery Centre
Blacktown, NSW 2148
Phone (02) 8822 - 5700
Fax (02) 8822 - 5711
Email sales@temperzone.com.au

MELBOURNE

Phone (03) 9551 - 7422
Fax (03) 9551 - 8550

ADELAIDE

Phone (08) 8376 - 1505
Fax (08) 8376 - 1449

PERTH

Phone (08) 9314 - 3844
Fax (08) 9314 - 3855

TOWNSVILLE

Phone (07) 4773 - 9566
Fax (07) 4773 - 9166

BRISBANE

Phone (07) 3399 - 2544
Fax (07) 3399 - 2577

NEWCASTLE

Phone (02) 4962 - 1155
Fax (02) 4961 - 5101

HOBART

Phone (03) 6272 - 0066
Fax (03) 6272 - 0506

SINGAPORE

temperzone Ltd
1 Claymore Drive, #08-13
Rear Block, Orchard Towers
Singapore 229594
Phone SNG 6733 - 4292
Fax SNG 6235 - 7180
Email sales@temperzone.com.sg

